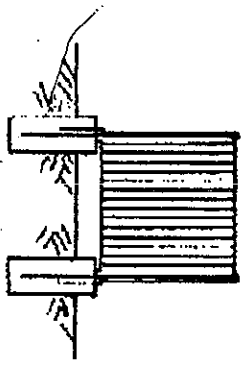



ELEVATION



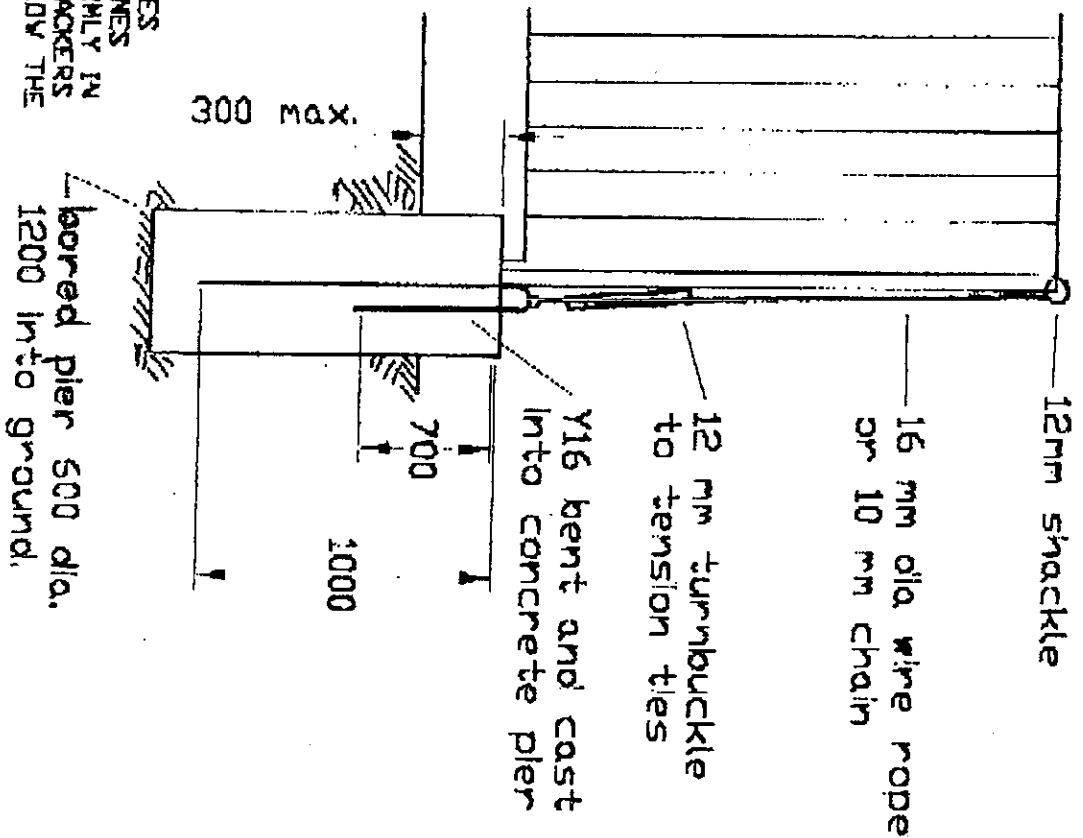
ELEVATION



NOTES

CONCRETE TO BE 25 MPa TO ASS600  
 CAST IN BARS TO BE TEMPORARY Y16  
 ALL CHAIN, WIRE ROPE, SHACKLES AND TURNBUCKLES  
 TO HAVE MINIMUM SAFE LOAD CAPACITY OF 4 TONNES  
 CABLE TO BE TENSIONED TO BRING CONTAINER FIRMLY IN  
 CONTACT WITH PIER. IF REQUIRED, USE TIMBER PACKERS  
 DO NOT USE STEEL PACKERS AS THESE WILL ALLOW THE  
 CONTAINER TO SLIDE.

FOOTINGS SUITABLE FOR REGION C TERRAIN CAT 25  
 SOIL TO BE DENSE SAND OR GRAVEL, OR LATERITE WITH  
 MINIMUM BEARING CAPACITY OF 150 kPa



FOOTINGS FOR 20 FT  
 SHIPPING CONTAINERS  
 TO RESIST WIND LOADS